

SUBJECT *PASSPORT* SELECTION

YEAR 9 → 10



Name:

Homeroom:

SUBJECT SELECTION TIMELINE

DATE	TIME	EVENT	VENUE	PURPOSE
June 2	Period 4 (Main) Period 2 (SMC)	Subject Selection Assembly	MCA SMC Hall	To outline the subject selection process, distribute booklets and ensure students are clear about how to make the best choices possible.
June 4&5	All Day	Careers Day and visit to Victoria University	At school and at VU, Footscray Campus	The Careers Day offers students the opportunity to explore possible future pathways and the supports available to make the best decisions. The day at VU offers students an experience of University life. They will have presentations about future options and explore two faculties.
June 3 (Main) June 5 (SMC)	Periods 5 and 6 Periods 3 and 4	Vocational Major Pathways Expo	At school	This is an opportunity for students to consider and explore Vocational subjects and pathways. The current VCE VM students will present their pathways choices to the year 9s offering them lots of food for thought!
June 17	4:00pm	2026 Year 9 & 10 Subject Handbook released on the College website	College website	The Year 9 & 10 Subject Handbook 2026 outlines the structure of Year 10 and also the subjects available for students to choose from. It is a very important Subject Selection resource.
June 19	9:00am	Subject Taster Sessions selection portal opens	Online	The Subject Taster Sessions are a new initiative for 2025 and provide our Year 9 students with the opportunity to find out more information and try out elective subjects they may not have had the chance to, before having to make subject selections. Across the day they will have 6 different Tasters, one each period. It is hoped that this day will support students in making more informed choices about their Year 10 electives.
June 24	4:00pm	Subject Taster Sessions selection portal closes	Online	
June 30	All Day	Subject Taster Sessions	In classrooms	
July 3 (During the day)	Period 1 – SMC Period 2 - Main	Subject Selection Expo Day	La Merci Building	Each Learning Area will set up a display of students work and materials used in each of the VCE subjects offered. Teachers of each subject and students currently undertaking them will be on hand to answer any questions students might have.
July 3 (Evening)	6:00pm to 8:30pm	Careers and Senior Pathways Expo	MCA and TWC	This Expo will include the Learning Areas and also Universities, TAFE providers, large local employers. Current Year 9 families are invited to attend to get a head start on researching future pathways.

SUBJECT SELECTION TIMELINE

DATE	TIME	EVENT	VENUE	PURPOSE
July 19 & 20	Over the weekend	Subject Selection Weekend	At home	This is the final weekend prior to the completed Subject Selection Booklets, including the signed selection form, being submitted before Subject Selection Counselling. Families are encouraged to sit down and go through the booklet, discussing the selections your child wishes to make before ensuring everything is complete, including your signatures.
July 21	Homeroom	Subject Selection Booklets due	Homeroom	On Monday morning during Homeroom all students must submit their fully completed Subject Selection Booklet, including their signed Subject Selection Form.
July 25	Appointment will be emailed	Subject Selection Individual Counselling (online)	At Home	July 25 will be an Online Learning Day for Year 9 students. Students will follow the normal school day online, completing work left by their teachers. They will receive a Subject Selection Individual Counselling Appointment via email and must log on and follow the link at that time to be counselled and officially submit their 2026 Subject Selections. Parents are very welcome to join the counselling online.

PASSPORT *FUTURE* TO THE

CAREERS & PATHWAYS PROGRAM

ACTIVITY 1: INTRODUCTION TO THE MACKILLOP CAREERS WEBSITE

Who are the Careers Practitioners at MacKillop College?

Who are the Applied Learning Leaders at MacKillop?

Who are the VCE Leaders at MacKillop?

Based on the assembly presentation this morning by the Careers staff what is one new thing you learnt about the senior school options?

Go to the MacKillop Careers Website <https://www.mackillopwerribeecareers.com/> you will have 10 minutes to explore the site and answer the following:

Go to the Post School Options tab and note down two menu items of interest to you.

ACTIVITY 1: INTRODUCTION TO THE MACKILLOP CAREERS WEBSITE

What are the “Career Targets”? How could these be useful to you?

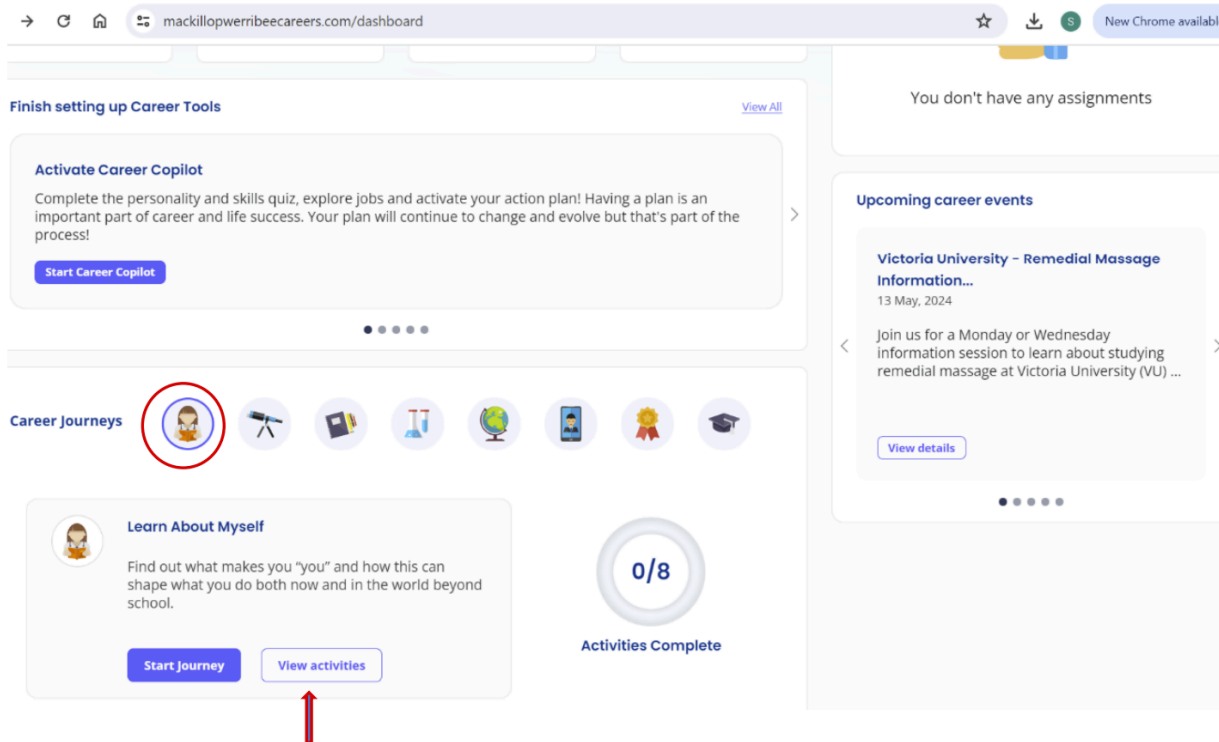
What Career Target is most interesting to you? Choose 2 jobs from different levels and and list education requirements and duties/tasks for each.

Career Target	Level	Occupation	Education Requirements	Duties/Tasks
		1.		1.
				2.
				3.
		2.		1.
				2.
				3.

ACTIVITY 2: CAREERS TOOLS EXPLORATION

In order to make good decisions about our future we need to know what we are good at.

Log into Career Tools– this can either be access through SEQTA portal (Career Tools) or through the MacKillop College website. Click on Wellbeing – Careers. Website is www.mackillopwerribeecareers.com



Click on “Learn about Myself” and then “View Activities”



ACTIVITY 2: CAREERS TOOLS EXPLORATION

Complete the My Interests and My Skills activities.

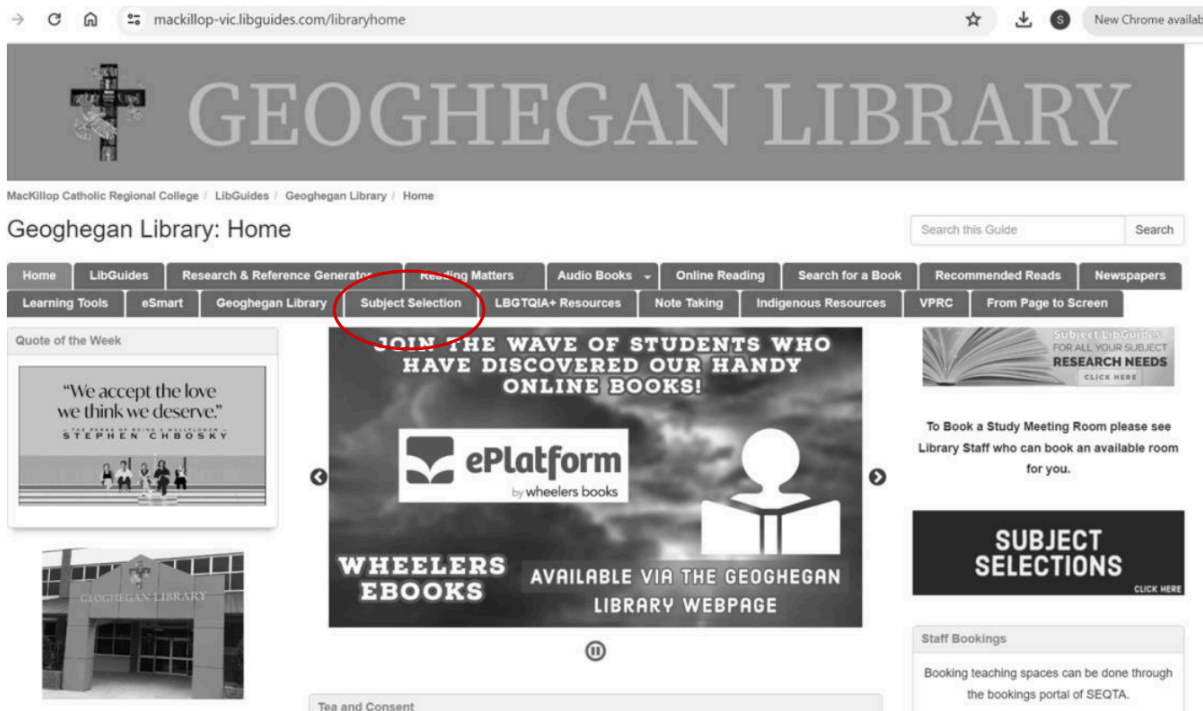
**Even if you have already completed this in Year 8 you must re-do these activities so that you have the most up to date information to help you make informed choices*

Based on the results from your Interests and Skills activities complete the following table:

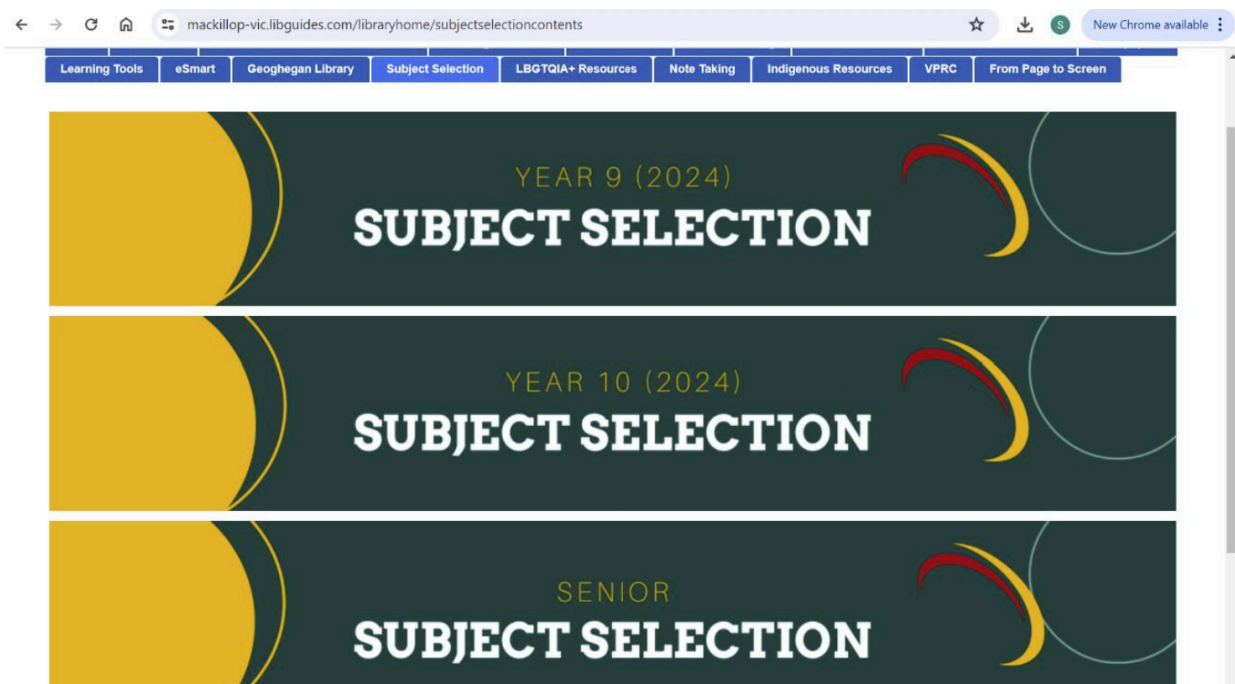
What are 5 words to describe you?	
What are 3 things you are good at?	
What is your ideal job environment?	
What are your work related strengths? (Hint: list 3 of your top skills from Career Tools)	
What are 3 skills that you would like to improve on?	

ACTIVITY 3: SUBJECT SELECTION SPEED DATING

Visit the MacKillop Geoghegan Library webpage and click on the “Subject Selection” tab from the top menu



Click on “Year 10 Subject Selection” *please note that this is currently displaying last year’s information and will be updated in Term 3 for Year 10 2025.



ACTIVITY 3: SUBJECT SELECTION SPEED DATING

Explore the various subject areas and make a list of between 4 – 6 subjects that you are interested in

Subjects I am really interested in	Subjects I may be interested in but need more information	Subjects I am not be interested in choosing

Now that you have listed some subjects that you are interested in complete the following table – *you may need to refer back to the Career Targets on the MacKillop College Career Tools webpage to assist you with this.*

Career/Course/Apprenticeship	Pre-requisite/recommended subjects

ACTIVITY 4: RESUME WRITING

A resume is a summary of your skills, education and work experience. A good resume demonstrates how your skills and abilities match up with the requirements of a job.

Developing a resume is an important step in your career journey. A resume is a document that will evolve as your experiences, skills and qualifications grow.

The purpose of a resume is to:

- promote you
- get you an interview
- summarise your work history, skills and experience
- show how you perform in different work situations
- show what you've accomplished in life and work
- Your resume should answer the employer's question, 'How will I benefit from employing this person?'

Even if you don't have any work experience, employers are interested in volunteer experiences, leadership, academic achievements etc.

Complete the table below outlining any current activities that you are involved in that can be included in your resume and then identify future activities that you would like to be involved in.

Current activities involved in (part-time work, hobbies, service activities, leadership positions, academic/sporting achievements etc)	
Future activities you would like to be involved in (Part- time work, leadership opportunities, work experience, volunteer work). Where possible be as specific as you can about what you hope to be involved in.	

ACTIVITY 4: RESUME WRITING

Enterprise Skills

Employers are looking for general skills that are highly valued in the workplace. We call these ENTERPRISE SKILLS. These skills are often developed through school and co-curricular activities. Next to each of the enterprise skills, think about ways in which you might demonstrate this skill.

Employability skill	Examples of how I demonstrate this skill
Problem solving Problem solving is all about finding solutions when faced with difficulties or setbacks. Even if you can't think of a solution straight away, you need to have a logical process for figuring things out.	
Communication Communication is about conveying ideas effectively through writing and talking. Your communication skills are used every day and are highly valued by employers who look for people who can communicate clearly and effectively.	
Financial Literacy Financial Literacy is understanding 'commerce'. This can include things like wages, tax, superannuation, bank accounts, interest, GST, but it is also about ensuring you have the skills to manage your own finances.	
Critical Thinking Critical thinking is the art of analysing and evaluating what we do in order to make improvements.	
Creativity Creativity, or creative thinking, is using your imagination to find original and unique approaches and solutions to everyday situations. We sometimes call creativity 'thinking outside of the box'.	

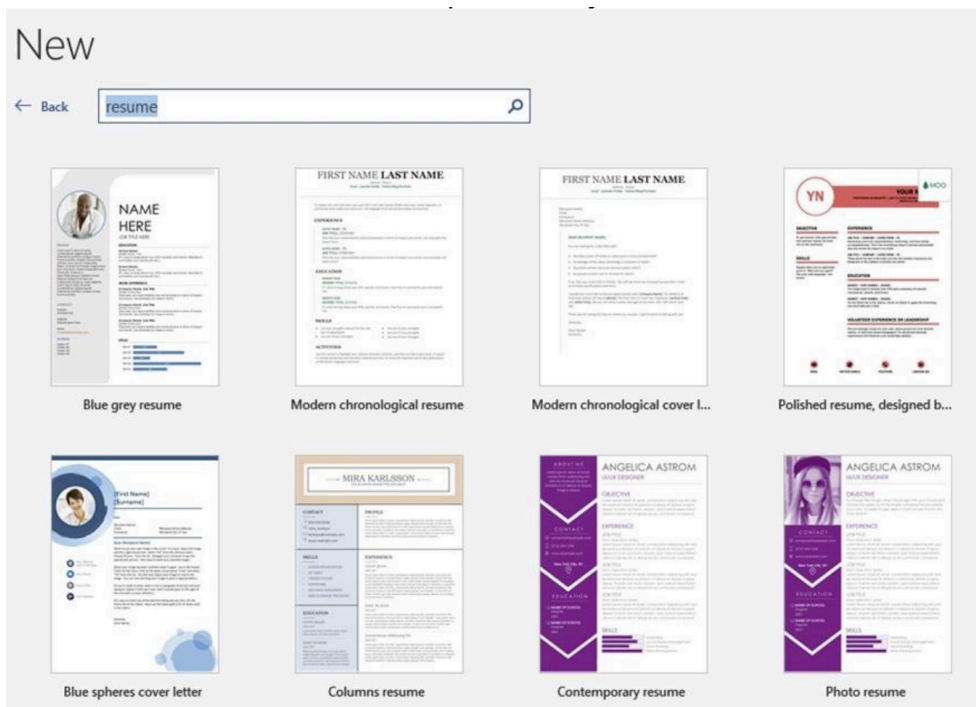
ACTIVITY 4: RESUME WRITING

Employability skill	Examples of how I demonstrate this skill
Teamwork Teamwork means being good at working with people - both your work colleagues and other people that meet your organisation. Having the ability to listen to others ideas, contribute your own ideas and get the job done as a team, is important in any organisation.	
Digital Literacy Digital literacy is about how confident you are in using technology and learning new technology. Technology is constantly changing and employers look for young people who can embrace new technology and use it to enhance their capacity at work.	
Presentation Skills Presentation skills include your ability to prepare effective presentations, but also your ability to communicate your ideas to others.	

ACTIVITY 4: RESUME WRITING

Creating your resume

Select a template for your Resume – why re-invent the wheel! Open up word, select New document and you will have the option of searching for a template. Type in the word ‘resume’ and select a template that you like.



Start completing the sections that should be in your resume.

These should include:

Personal information

- Name
- Date of birth
- Address
- Email (make sure it is appropriate)
- Phone number

Career Objective

This is an outline of why you are applying for the job you are applying for, or what you hope to achieve.

For example: ‘Hard-working, diligent and creative young person seeking part-time or casual employment in the retail industry. I am currently at school full-time but I am available to work on the weekends and Friday nights. I am enthusiastic and willing to learn and develop skills in the customer service industry.’

ACTIVITY 4: RESUME WRITING

School

- Write down the name of your high school (Primary School is not relevant)
- List any academic achievements you may have

Skills and Abilities

- List down your skills here. Refer back to your Interests and Skills Career Tools results for help with this and also use the examples from your enterprise skills table.

Here is an example of key skills from a resume:

Effective communicator: Positive and friendly demeanor. Able to talk clearly and confidently to people both face-to-face and over the phone.
Teamwork: Proven ability to work well in a team situation.
Problem solving: Able to work logically to solve problems and ask for assistance when necessary.
Initiative: Able to show initiative in every situation. Willing to complete tasks that need to be done without being given direct instruction.
Organisation: Excellent time management and general organization skills.
Learning: Enthusiastic about learning new skills. Quick to learn and able to follow instructions when given.
Technology: Confident with technology and willing to learn new technology.

Employment/Volunteer History

- List down any jobs you have had and/or include any volunteer work you have done.
- Leave this heading out if you have no work/volunteer history.

Referees

- You must include the name and phone number of at least two referees. These are people who know you well and can vouch for your abilities. They CAN NOT be relatives.

Tips:

1. You don't need to include a photo or your date of birth in your resume. Employers should select you based on your suitability for the job, not what you look like!
2. You can use colour to help your resume stand out but keep it professional and neat. Do not use lots of different fonts and multiple colours.
3. Get someone to proofread your resume before you hand it out. Spelling mistakes and grammatical errors do not help you get an interview!
4. Check your privacy setting on social media. Make sure your potential boss can't see your private life online!

REFLECTION: TERTIARY EXPERIENCE DAY

1. What tertiary institution did you visit?

2. What courses or programs did you learn about?

3. Name three places of interest that you visited during your Campus Treasure Hunt?

4. What was the most interesting thing you discovered during the visit?

5. Did you get to try any activities or workshops? If yes, describe what you did and what you enjoyed the most.

REFLECTION: TERTIARY EXPERIENCE DAY

**6. How did this experience make you feel about your future education?
(Excited, nervous, curious, unsure, etc.)**

7. What is one new thing that you learned about careers or study options that you didn't know before?

8. What skills or subjects do you think are important to focus on in school if you want to study at this institution?

9. Has this experience changed your thoughts about what you might want to study or do after high school? Explain.

REFLECTION: TERTIARY EXPERIENCE DAY

10. Write down one question you still have about tertiary study or career pathways.

11. What advice would you give to other students who are going on a tertiary experience day?

SUBJECT *REFLECTION* EASTER

MONDAY 30TH JUNE

An opportunity for you to try out subjects you are
considering selecting

Period	Subject I Tried	What is the subject about (from my experience today)	My reflection on the experience <ul style="list-style-type: none">• What did I enjoy?• What do I think I might find challenging?• Is the subject connected to my interests?• Does it connect to my future pathways?	Am I thinking of putting this in: <ul style="list-style-type: none">• As one of my selections?• A reserve?• Or not at all?
1				
2				
3				

Period	Subject I Tried	What is the subject about (from my experience today)	My reflection on the experience <ul style="list-style-type: none">• What did I enjoy?• What do I think I might find challenging?• Is the subject connected to my interests?• Does it connect to my future pathways?	Am I thinking of putting this in: <ul style="list-style-type: none">• As one of my selections?• A reserve?• Or not at all?
4				
5				
6				

SUBJECT *EXPO* SELECTION

THURSDAY 3RD JULY

THRIVE SESSION 1 PREPARE FOR THE EXPO

In preparation for the Year 9 Subject Selection Expo you are asked to complete some questions, which require you to self-reflect upon your strengths and plans for the future. Doing this will help you make informed and appropriate decisions about your subject selections in Year 10 (and VCE in later years).

Self reflection

Which subjects do you enjoy?

What subjects are you good at (refer to your assessment results in SEQTA)?

What do you need?

What career/ job do you want to do in the future?

What qualifications does this require (e.g. University/ TAFE?, What course)?

What are the entry requirements for this qualification (Use the VTAC website)?

What VCE pathway will be most appropriate for you? VCE or VCE-VM?

What subjects in Year 10 would be most beneficial, given your answers above?

SUBJECT SELECTION EXPO

As you walk around the Subject Selection Expo, fill in the table below for each learning area/ subject. Write down the elective subjects for each Learning Area and circle the ones you are interested in.



ENGLISH

MS NAPOLI

rnapoli@mackillop.vic.edu.au

ATTENDED:

YES

☐

NO

☐

COMPULSORY - SELECT 1:


ENGLISH

☐

ENHANCED ENGLISH (SELECT ENTRY)

☐

ELECTIVES



MATH

MS MCCORMACK

rmccormack@mackillop.vic.edu.au

MR MCCARTER

bmccarter@mackillop.vic.edu.au

ATTENDED:

YES

☐

NO

☐

COMPULSORY - SELECT 1:

MATHEMATICS - FOUNDATION

☐


MATHEMATICS - GENERAL

☐

MATHEMATICS - METHODS (SELECT ENTRY)

☐

ELECTIVE



SCIENCE

MS ARROWSMITH

earrowsmith@mackillop.vic.edu.au

ATTENDED:

YES

☐

NO

☐

COMPULSORY - SELECT 1:

CHEMISTRY AND PHYSICS

☐

BIOLOGY AND ENVIRONMENTAL SCIENCE

☐

ELECTIVES

SUBJECT SELECTION EXPO

As you walk around the Subject Selection Expo, fill in the table below for each learning area/ subject. Write down the elective subjects for each Learning Area and circle the ones you are interested in.



MR GLEESON
lgleeson@mackillop.vic.edu.au

MR DAVIS
jdavis@mackillop.vic.edu.au

ATTENDED: YES ☐ NO ☐

ELECTIVES

IF YOU ARE INTERESTED IN ONE OR MORE OF THE ABOVE, WHY DID YOU CHOOSE THIS/THESE SUBJECTS?



MS BACKHOUSE
abackhouse@mackillop.vic.edu.au

ATTENDED: YES ☐ NO ☐

ELECTIVES

IF YOU ARE INTERESTED IN ONE OR MORE OF THE ABOVE, WHY DID YOU CHOOSE THIS/THESE SUBJECTS?

SUBJECT SELECTION EXPO

As you walk around the Subject Selection Expo, fill in the table below for each learning area/ subject. Write down the elective subjects for each Learning Area and circle the ones you are interested in.



MS BOUDAUD
cboudaoud@mackillop.vic.edu.au

ATTENDED: YES ☐ NO ☐

ELECTIVES

IF YOU ARE INTERESTED IN ONE OR MORE OF THE ABOVE, WHY DID YOU CHOOSE THIS/THESE SUBJECTS?



MR ROBINSON
lrobinson@mackillop.vic.edu.au

ATTENDED: YES ☐ NO ☐

IF YOU ARE INTERESTED IN ONE OR MORE OF THE ABOVE, WHY DID YOU CHOOSE THIS/THESE SUBJECTS?

SUBJECT SELECTION EXPO

As you walk around the Subject Selection Expo, fill in the table below for each learning area/ subject. Write down the elective subjects for each Learning Area and circle the ones you are interested in.



MR LANG

glang@mackillop.vic.edu.au

ATTENDED:

YES

NO

This image shows a single sheet of white paper with horizontal blue ruling lines. The lines are evenly spaced and run across the width of the page. There is no handwriting or other markings on the paper.

IF YOU ARE INTERESTED IN ONE OR MORE OF THE ABOVE, WHY DID YOU CHOOSE THIS/THESE SUBJECTS?



MS BARNES

e.barnes@mackillop.vic.edu.au

MS STONEHOUSE

mstonehouse@mackillop.vic.edu.au

ATTENDED:

YES

NO

ARE YOU INTERESTED IN THE LEARNING FOR LIFE PROGRAM (LLP)?

YES

NO

IF YES, WHY? HOW DOES IT ALIGN WITH YOUR PATHWAYS?

AFTER THE EXPO: PATHWAYS PLANNING

Use these resources to assist you in planning out your subject choices for Year 10, 2026 and beyond. When we make selections for one Year Level it is important that we consider the implications for future Year Levels and Pathway options. You can do this here on this page.

Year 10, 2026

Compulsory

English: English ☐ Enhanced English (select entry) ☐

Mathematics: Foundation ☐ General ☐ Methods (select entry) ☐

Science: Chemistry & Physics ☐ Biology & Environmental Science ☐

Religious Education and Pathways to Success

Your Reserves

You will need to choose some reserve subjects as well. make sure these are subjects you are willing to do because you may end up with them in your timetable.

Reserve 1: _____

Reserve 2: _____

Reserve 3: _____

Electives

1. _____ 4. _____

2. _____ 5. _____

3. _____ 6. _____

Year 11, 2027

Which Unit 1 and 2 VCE or VCE VM subjects might your Year 10 selections lead to in 2027?

1. _____

2. _____

3. _____

4. _____

5. _____

6. _____

Reserve: _____

Circle which one will be your Unit 1 only subject

Year 12, 2028

Which Unit 3 and 4 VCE or VCE VM subjects might your Year 10+11 selections lead to in 2028?

1. _____

2. _____

3. _____

4. _____

5. _____

Reserve: _____

After Year 12, 2029 and beyond!

What possible pathways after secondary school are supported by the subject selections you have made in Year 10? Do some research and note down your preferred pathways below.

Course: _____ Requirements: _____

Course: _____ Requirements: _____

Course: _____ Requirements: _____

AFTER THE EXPO: SUBJECT SELECTION FORM

Using the table below, make your 'Year 10 Subject Selections. Your parents must sign this page to say they agree with the selections you have made.

Year 10 Main Curriculum Learning Units

Compulsory

Careers: Pathway to Success (One Semester)

Religious Education (One Semester)

Circle choice of English: English OR Enhanced English (Select entry)

Circle choice of Math: Foundation OR General OR Methods (Select entry)

Circle choice of Science: Science: Life OR Science: Physical

Electives Choose six elective subjects in order of preference:

1. _____
2. _____
3. _____
4. _____
5. _____
6. _____

Reserves Choose three elective subjects in order of preference:

1. _____
2. _____
3. _____

Parent Name: _____ Date: _____

I agree with my child's subject selections for 2026.

Signed: _____

AFTER THE EXPO: SUBJECT SELECTION FORM: LLP

Using the table below, make your 'Year 10 Subject Selections. Your parents must sign this page to say they agree with the selections you have made.

Year 10 Main Curriculum Learning Units (LLP)

Compulsory

Religious Education and Pathways to Success

Learning for Life (Advice for Life, Being Enterprising, Work Skills, Word Ready)

Choice of English:

Choice of Math:

Electives and Reserves

Choose five elective subjects in order of preference:

1. _____
2. _____
3. _____
4. _____
5. _____

Parent Name: _____ Date: _____

I agree with my child's subject selections for 2026 and understand that they are choosing an alternate pathway called Learning for Life.

Signed: _____

CAREERS ***CONTACTS***



ARNEL DAVIS

adavis@mackillop.vic.edu.au

ELENA MARTIN

emartin@mackillop.vic.edu.au

FRASER STEHN

fstehn@mackillop.vic.edu.au